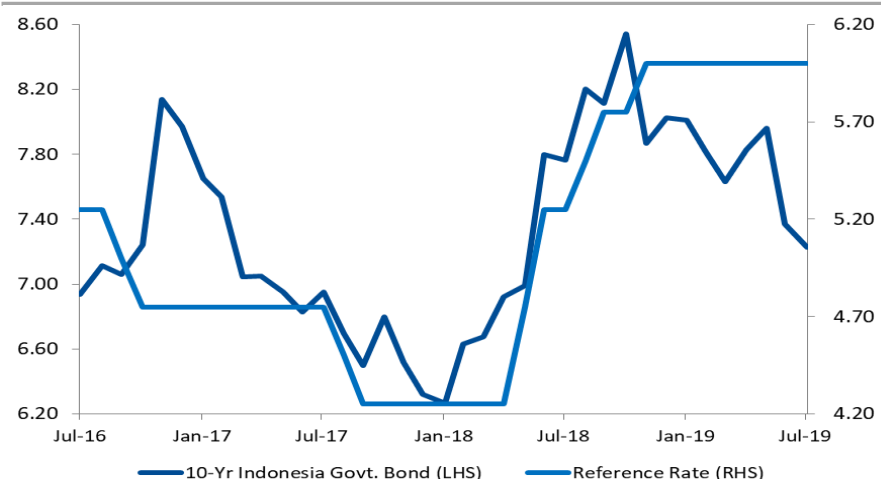


Fixed Income Weekly

SBN Yields Sloped Downwards

Indonesia Government Bond

Indonesia Government Bond 10yr Yield Trend



Source: Bloomberg

Foreign Inflows into Sovereign Bonds

Sovereign bonds (SBN) attracted IDR2,802.4 trillion worth of foreign funds. Indonesia Composite Bond Index (ICBI) climbed up 0.93% to close at 262.82. SBN markets rallied since May 31, 2019. At last week's a few early days, prices of SBN rallied as investors positively responded to June's inflation surging by USD3.5 billion to USD123.8 billion. Of note, IDR991.06 trillion worth of foreign funds to flow into SBN portfolios; the amount was equal to 38.9% of IDR2,547 trillion worth of the total existing SBN.

SBN Auction

At SBN auction on Tuesday (07/02), the pace of inflows from the incoming bid of IDR62.09 trillion was IDR22.15 trillion. The inflows topped the indicative target of IDR15 trillion with FR0078, SBN with 10-year tenor, attained the largest bid of IDR17.03 trillion.

Review of Last Week's USDIDR

USDIDR bottomed 0.20% to close at 14,126, as the Indonesian rupiah moved at sideways. Yet, on Friday (07/05) the Indonesian rupiah began to accelerate and position at USD123,8 billion. The ballooning forex reserves, followed by massive foreign inflows to SBN portfolios stunted bond yields with a 10-year tenor.

Benchmark Information

FR0077	
TTM (Years)	4.87
Yield (%)	6.7158
Price	105.7500
Coupon (%)	8.125
FR0078	
TTM (Years)	9.87
Yield (%)	7.1831
Price	107.4328
Coupon (%)	8.250
FR0068	
TTM (Years)	14.70
Yield (%)	7.5175
Price	107.5316
Coupon (%)	8.375
FR0079	
TTM (Years)	19.79
Yield (%)	7.6880
Price	106.9065
Coupon (%)	8.375

Most Active

Securities	Maturity	YTM (%)	Volume (IDR tn)
FR0078	05/15/2029	7.173	18.61
FR0079	04/15/2039	7.703	9.31
FR0077	05/15/2024	6.666	5.82
FR0068	03/15/2034	7.526	5.67
FR0053	07/15/2021	6.529	5.66

Exchange Rate

Currency	Last	Chg.
USD/IDR	14,153	0.28%
GBP/IDR	17,719	-0.68%
EUR/IDR	15,884	-0.66%
JPY/IDR	130.5	0.08%
CNY/IDR	2,053	-0.19%
KRW/IDR	12.0	-1.12%
AUD/IDR	9,885	0.08%
HKD/IDR	1,815	0.40%

10-years USD Government Bond Yield | Indonesia



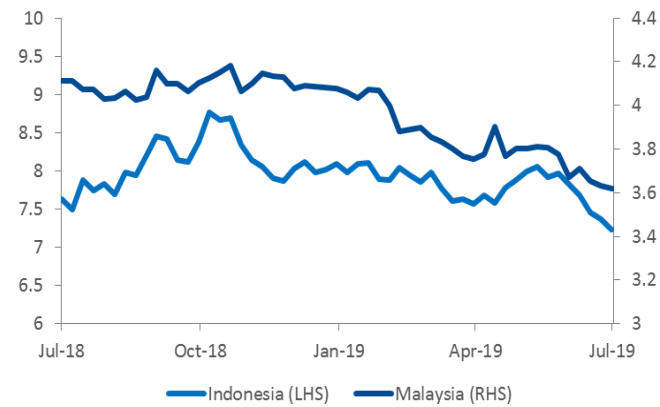
Source: Bloomberg

5-years USD Government Bond Yield | Indonesia



Source: Bloomberg

10-years Government Yield | Indonesia & Malaysia



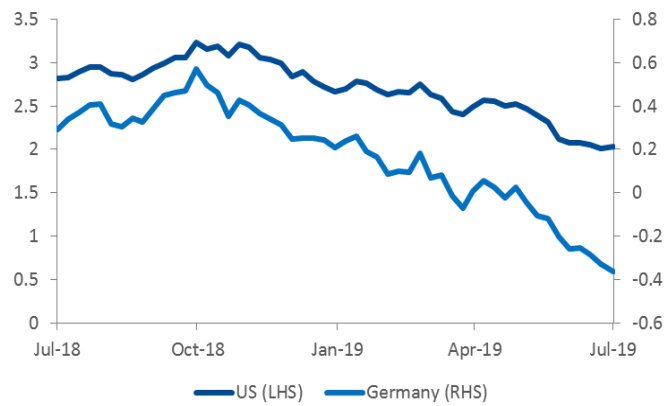
Source: Bloomberg

5-years Government Yield | Indonesia & Malaysia



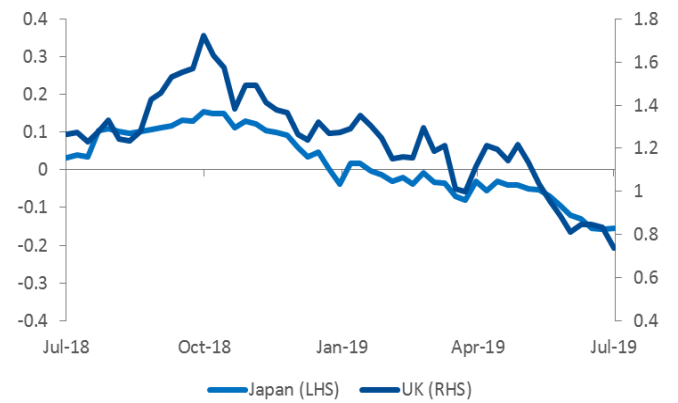
Source: Bloomberg

10-years Government Yield (%) | USA & Germany



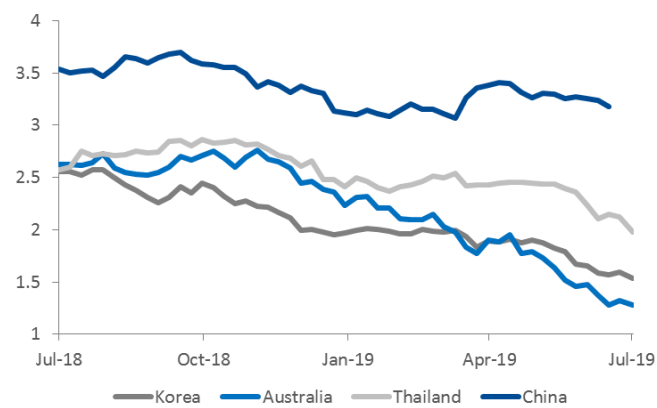
Source: Bloomberg

10-years Government Yield (%) | Japan & UK



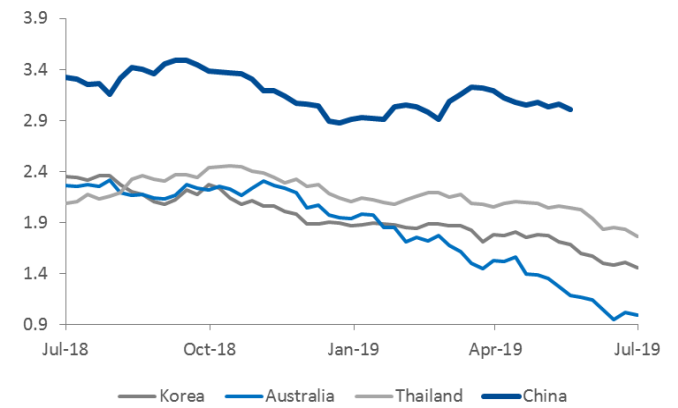
Source: Bloomberg

10-years Government Yield (%) | Korea, Australia, Thailand, & China



Source: Bloomberg

5-years Government Yield (%) | Korea, Australia, Thailand, & China



Source: Bloomberg

Date	Country	Hour Jakarta	Event	Period	Actual	Consensus	Previous
8 - July	JPN	06:50	BoP Current Account Balance	May P		¥1380.9b	¥1707.4b
	GER	13:00	Industrial Production SA MoM	May		0.30%	-1.90%
Tuesday 9 - July	JPN	06:50	Money Stock M3 YoY	Jun		2.30%	2.30%
Wednesday 10 - July	JPN	06:50	PPI YoY	Jun		0.40%	0.70%
	CHN	08:30	PPI YoY	Jun		0.30%	0.60%
	CHN	08:30	CPI YoY	Jun		2.70%	2.70%
	UK	15:30	Trade Balance	May		-£3275m	-£2740m
	USA	18:00	MBA Mortgage Applications	5-Jul		--	-0.10%
Thursday 11 - July	USA	01:00	FOMC Meeting Minutes	19-Jun		--	--
	JPN	11:30	Tertiary Industry Index MoM	May		-0.10%	0.80%
	GER	13:00	CPI EU Harmonized MoM	Jun F		0.10%	0.10%
	GER	13:00	CPI MoM	Jun F		0.30%	0.30%
	USA	19:30	CPI MoM	Jun		0.00%	0.10%
	USA	19:30	Initial Jobless Claims	6-Jul		--	221k
Friday 12 - July	CHN	Tentative	Trade Balance	Jun		\$45.25b	\$41.65b
	USA	01:00	Monthly Budget Statement	Jun		--	-\$207.8b
	JPN	11:30	Industrial Production MoM	May F		--	2.30%
	USA	19:30	PPI Final Demand MoM	Jun		0.10%	0.10%

Source: Bloomberg

Global Currency Highlights

Major Emerging Market IRS

1-Year	Last	Weekly Chg	Monthly Chg.	YTD Chg.	3-Years	Last	Weekly Chg	Monthly Chg.	YTD Chg.
Indonesia	6.83	-1.37%	-8.32%	-11.87%	Indonesia	7.15	-7.74%	-7.74%	-12.27%
South Korea	1.57	-1.57%	-4.28%	-16.76%	South Korea	1.40	-3.45%	-5.41%	-21.57%
China	2.61	-0.34%	-2.84%	-1.60%	China	2.72	-0.95%	-3.03%	-1.81%
Malaysia	3.38	-0.15%	-0.59%	-8.83%	Malaysia	3.38	-0.95%	-0.95%	-9.15%
Thailand	1.44	-2.83%	-12.03%	-17.00%	Thailand	1.52	-3.49%	-9.09%	-20.63%

Source: Bloomberg

Foreign Exchange Fluctuation

Currency	Last	Weekly Chg	Monthly Chg.	YTD Chg.	Currency	Last	Weekly Chg	Monthly Chg.	YTD Chg.
Dollar	97.23	0.40%	0.71%	1.10%	USDKRW	1,179	1.75%	-0.20%	6.13%
USDJPY	108.37	-0.07%	0.17%	-1.20%	USDCNY	6.89	0.57%	-0.27%	0.18%
GBPUSD	1.25	-0.91%	-1.66%	-1.79%	USDMYR	4.14	0.23%	-0.36%	0.26%
EURUSD	1.12	-0.51%	-0.93%	-2.08%	USDTHB	30.79	0.59%	-1.84%	-4.75%
USDCAD	1.31	-0.46%	-1.45%	-4.13%	USIDIDR	14,154	0.29%	-0.83%	-1.64%
USDCHF	0.99	0.25%	0.25%	0.82%	AUDUSD	0.70	0.29%	-0.21%	-0.89%

Source: Bloomberg

DISCLAIMER

This report and any electronic access hereto are restricted and intended only for the clients and related entities of PT NH Korindo Sekuritas Indonesia. This report is only for information and recipient use. It is not reproduced, copied, or made available for others. Under no circumstances is it considered as a selling offer or solicitation of securities buying. Any recommendation contained herein may not suitable for all investors. Although the information hereof is obtained from reliable sources, its accuracy and completeness cannot be guaranteed. PT NH Korindo Sekuritas Indonesia, its affiliated companies, employees, and agents are held harmless from any responsibility and liability for claims, proceedings, action, losses, expenses, damages, or costs filed against or suffered by any person as a result of acting pursuant to the contents hereof. Neither is PT NH Korindo Sekuritas Indonesia, its affiliated companies, employees, nor agents are liable for errors, omissions, misstatements, negligence, inaccuracy contained herein.

All rights reserved by PT NH Korindo Sekuritas Indonesia



PT. NH Korindo Sekuritas Indonesia

Member of Indonesia Stock Exchange

Head Office :

Wisma Korindo 7th Floor
Jl. M.T. Haryono Kav. 62
Pancoran, Jakarta 12780
Indonesia
Telp: +62 21 7976202
Fax : +62 21 7976206

Branch Office BSD:

ITC BSD Blok R No.48
Jl. Pahlawan Seribu Serpong
Tangerang Selatan 15322
Indonesia
Telp : +62 21 5316 2049
Fax : +62 21 5316 1687

Branch Office Solo :

Jl. Ronggowarsito No. 8
Kota Surakarta
Jawa Tengah 57111
Indonesia
Telp: +62 271 664763
Fax : +62 271 661623

A Member of NH Investment & Securities Global Network

Seoul | New York | Hong Kong | Singapore | Shanghai | Beijing | Hanoi |
Jakarta